

KORUM

PRODUCT GUIDE | 2010



Welcome

Hello and welcome to the Korum 2010 Consumer Catalogue – your guide to the very best in modern coarse fishing equipment. In this 58-page guide, you will learn everything you need to know about the latest Korum tackle and how it can benefit your fishing. From new rods and reels, to intelligent luggage systems and terminal tackle, the 2010 Korum range has been taken to new levels to help you improve your fishing.

And whilst the gear has progressed to new levels, so has Korum as the brand designed to help you catch more fish. We wanted to continue this theme with this year's tackle brochure, providing a range of invaluable tactical tips from our experienced consultancy team in articles you won't get to read anywhere else.

On page 20 you can discover everything you need to know about waggler fishing from UK specimen hunter, Duncan Charman, whilst top all-rounder and angling coach Chris Ponsford reveals how you can double your catch rate by trying the Method feeder on page 28.

On page 52 meanwhile, big fish ace Julian Chidgey shows you how to get the best from PVA bags, whilst river expert Ade Kiddell shows you why feeder fishing is one of the greatest ways to bag up on page 42.

We've also got advice from anglers such as Stuart Jupp and Dai Gribble – two of the UK's best all-rounders – along with plenty of useful information on how our products can make you a more efficient angler.

So read on and enjoy. We're sure you'll find the 2010 Korum Consumer Catalogue an enjoyable read.

The Korum Team



CONTENTS	
WHAT'S NEW FOR 2010	3
INTELLIGENT TACKLE MANAGEMENT	4
ITM BOXES AND ACCESSORIES	6
LUGGAGE	7
RICKY TEALE – SHORT SESSION BARBEL	8
CHAIRS	10
CHAIR ACCESSORIES	13
ROD SUPPORT	15
KORUM LUGGAGE	16
ROD HOLDALLS	17
DUNCAN CHARMAN – WAGGLER FISHING	20
KORUM FISHCARE	24
CHOOSING THE RIGHT SHELTER	26
BROLLIES	27
CHRIS PONSFORD – METHOD IN THE MADNESS	28
ROD SUPPORT	32
KORUM BITE INDICATOR	33
KORUM RODS	34
KXI FREESPIN REELS	37
NETS AND SPOONS	38
ADE KIDDELL – GET ON THE FEEDER	42
PVA SYSTEMS	44
FEEDERS	45
HOOKS, RIGS AND TERMINAL TACKLE	46
QUICKSTOPS	47
ACCESSORIES AND LINE	48
FLOATS, TOOLS & TERMINAL TACKLE TOOLS	50
JULIAN CHIDGEY – THE POWER OF PVA	52
CLOTHING	56



KXI REELS

These new freespin reels are perfect for UK specimen fishing and will cope with everything from big river barbel to gravel pit tench, bream and carp.



SINGLE WHEEL BARROW

We've tried to make transporting your tackle easier than ever, with a new barrow system that's perfect for modern coarse fishing. It's strong, stable, and easy to push along. Everything you need to stay mobile.

Just a few highlights of the many new products in the Korum range for 2010...



XL QUICKSTOPS

Recognising the popularity of Quickstops, but also recognising their limitations, we've developed stronger, larger versions for 2010 for use with boilies, large pellets and meat.



ITM ROVING BAG

As you will have come to expect from Korum, we've added some exciting new items of luggage to the ITM range to give you, the angler, an optimum range of choices.

INTELLIGENT TACKLE MANAGEMENT



INTELLIGENT TACKLE MANAGEMENT

KORUM'S RANGE OF INTELLIGENT TACKLE MANAGEMENT RUCKSACKS AND BAGS ARE WIDELY REGARDED AS MARKET LEADERS IN BOTH QUALITY AND INNOVATION. EACH BAG HAS BEEN DESIGNED TO BE AS FUNCTIONAL AS POSSIBLE, KEEPING YOUR GEAR SECURE AND IMMEDIATELY TO HAND.

To complement the outstanding design, we use only the best possible materials to construct our luggage, ensuring that they are not only highly practical, but will give years of service.

What's more, our Tackle and Rig Manager boxes are designed to fit neatly inside all our luggage, providing you with the tackle you need to become a more efficient and organised angler.



Tackle not included

TACKLE MANAGER

The basis of the ITM system, the Tackle Manager is designed to accommodate all of your terminal tackle, including PVA dispensers, spools and swimfeeders.

- Deep profile, ideal for storing bulky items
- Compatible with all accessory boxes and rig boards
- Removable partitions allow you to customize the layout
- Positive latch closure and stainless steel hinges

Includes

- 2 x Four Compartment Accessory Boxes
- 2 x Spool Cases

35cm width
18cm depth
9cm height



35cm width
18cm depth
6.5cm height

MAXI RIG MANAGER – FULLY LOADED

Designed to accommodate the double-sided Maxi Rig Board (supplied), and deep enough to hold a huge amount of terminal tackle, including upright spools. Ideal for the carp or specialist angler looking for the perfect rig making and tackle storage box.

- Deep enough to take spools, PVA dispensers and swimfeeders
- Supplied with a Maxi Rig Board, ideal for longer rigs

Includes

- 1 x Maxi Rig Board and Pins
- 1 x Rig Board and Pins
- 2 x Magnetic Hook Boxes
- 6 x 4 Compartment Accessory Boxes



35cm width
18cm depth
5.5cm height

RIG MANAGER – FULLY LOADED

The ideal rig making box. Shallow profile designed to hold one Maxi Rig Board or two Rig Boards, and rig-making gear. Ideal for small rig accessories. Compatible with Rig Boards and Maxi Rig Boards.

Includes

- 6 x Four Compartment Accessory Boxes
- 2 x Magnetic Hook Boxes
- 2 x Rig Boards with Pins



Tackle not included

MAXI RIG MANAGER

Designed to accommodate the double-sided Maxi Rig Board (supplied), and deep enough to hold a huge amount of terminal tackle, including upright spools. Ideal for the carp or specialist angler looking for the perfect rig making and tackle storage box.

- Deep enough to take spools, PVA dispensers and swimfeeders
- Supplied with a Maxi Rig Board, ideal for longer rigs



Tackle not included

RIG MANAGER

Shallow profile designed to hold one Maxi Rig Board or two Rig Boards, and rig-making gear. Ideal for small rig accessories, making it the perfect rig-making box. Compatible with Rig Boards and Maxi Rig Boards.

NEW FOR AUTUMN 2010




Compatible with Maxi and standard Rig Managers

ITM RIG TRACK

The ultimate rig storage solution. Fully adjustable to suit different length rigs. Complete with spare pegs for the unique peg track. A must have item.

Tackle not included



NEW FOR AUTUMN 2010

Compatible with Maxi and standard Rig Managers

ITM TOOL BOX

No more losing those essential tools! Magnetic storage device which comes complete with scissors, safety needle, stick needle, stringer needle, gated needle and drill.

ITM BOXES AND ACCESSORIES

NEW
2010



I.T.M. SOFT BOX

Designed around the same dimensions as all of our tackle boxes, bait tubs, rucksacks and bags, they fit perfectly, keeping all of these difficult to store items safe and totally secure. Use them to store everything from leads to bite alarms, as the clear lids mean you can instantly find what you are looking for.

- Designed to protect delicate terminal tackle
- Moveable internal dividers
- Reinforced wall construction
- Extra strong three-sided zip
- Available in small, medium and large

8 COMPARTMENT BOX

Keeps your hooks in perfect condition by preventing them rattling around your tackle box. Has a sealed magnetic base that reduces corrosion to the hooks and individual waterproof seal lids.

4 COMPARTMENT BOX

Keeps your hooks in perfect condition by preventing them rattling around your tackle box. Has a sealed magnetic base that reduces corrosion to the hooks and individual waterproof seal lids.

MULTI ACCESSORY BOX

Ideal for safe storage of small accessory items like baiting needles, shot and leads.



Spool not included

SPOOL BOX

Moulded plastic box with waterproof seal. Fits most spools up to 10,000 size. Although originally designed for spools this box is ideal for storing leads etc.

MAXI RIG STORE

For the organised angler, especially those fishing for different species. This plastic box will fit two rig boards or one maxi rig board (included). Total protection for the most important item of your terminal tackle.

MAXI RIG BOARD

The Maxi (Double) Rig Board allows storage of longer rigs - a feature not associated with normal rig boards. Your hooklength can be wound around the gently curving ends of the board and pinned in place. The Maxi Rig Board is double-sided for extra rig capacity. (Supplied with pins).

RIG BOARD

Moulded plastic and foam rig board supplied with pins. Takes up to 16 rigs. Up to three of these boards will fit in the Rig Manager. Spare pins also available.

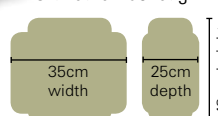
www.korum.co.uk

LUGGAGE

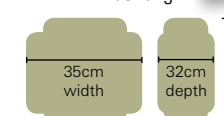
NEW
2010



Standard Ruckbag



XL Ruckbag



RUCKBAG / RUCKBAG XL

Since its introduction in 2008 the Ruckbag has taken the market by storm as anglers have recognised the significant advantages of this design compared to a traditional rucksack. Lay the ruckbag on the ground and open the main zip and all your tackle comes immediately to hand, no longer will you be rooting around for what you need in the bottom of a rucksack!

The ergonomically designed harness system means the Ruckbag can be carried long distances in total comfort

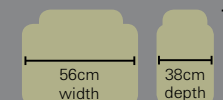
like a traditional rucksack, but on the bank the harness sits off the ground, staying clean and easily to hand. With its EVA protective base the Ruckbag can be laid out on the bank protected from mud and dirt, keeping your gear clean and safe.

The Ruckbag has also been designed to be compatible with all Korum chairs, thanks to the clever attachment system, allowing you to carry your chair on your back for the ultimate in mobility.

Key Features

- The Ruckbag is probably the most user-friendly rucksack available. Here are some of the specially designed features that make it easy to use.
- Top loading for instant access
- Ergonomic harness with chair attachment system
- Dirt resistant EVA base
- Comfortable straps
- Compatible with all Korum chairs
- Three external ITM compatible zipped pockets
- Two internal ITM compatible zipped pockets and two mesh pockets

INTELLIGENT TACKLE MANAGEMENT



ITM TACKLE & BAIT BAG

- Padded Carry Handle
- Detachable Padded Shoulder Strap
- Two Padded Zipped Side Pockets
- Front Zipped Pocket
- Insulated Main Compartment
- Reinforced Base/Tackle Compartment
- ITM Tackle Box Compatible

NEW
2010

FREE Korum Rig Manager

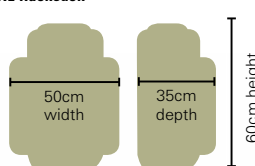
NEW
2010



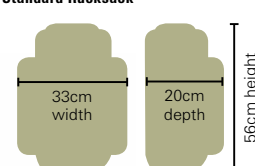
XL Rucksack

Standard Rucksack

XL Rucksack



Standard Rucksack



RUCKSACK / XL RUCKSACK

The original Korum Rucksack was consistently voted best small rucksack by the angling press, and now it is joined for 2010 by the XL version for the angler who needs even more capacity. Designed around our ITM tackle box system, the pocket sizes and locations have been designed to give a logical layout to all your gear, keeping everything to hand. The full strap systems make them incredibly comfortable to carry, even when fully loaded, making the longest of walks a breeze.

- Insulated top bait compartment
- Ergonomic harness with waist belt
- Removable rain cover
- Reinforced zipped base compartment
- Tackle box compatible front pocket
- Two ITM compatible external side pockets
- Dirt resistant EVA base

FREE Korum Rig Manager with the Standard Rucksack

ROVING BAG

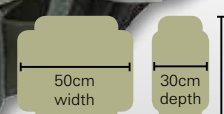
If you are dedicated roving angler, or just looking for the perfect bag to store your bait and terminal tackle, then this is the bag for you. Originally designed to take our barbel fishing kit, it soon became clear that this bag had far more uses. Now we use them for anything from carrying our pike gear when faced with a long walk along a Fen Drain, to floater fishing on Summer gravel pits, and even as a grab and go bag for short sessions on out local pools. Quite possibly our most useful bag yet!

- The perfect size for the roving angler
- 25 litre main compartment plus four external pockets
- Insulated top compartment
- Padded shoulder strap and carry handles
- EVA base
- ITM Compatible

FREE Korum Rig Manager



NEW
2010



Short Session Barbel

with Ricky Teale



Catching barbel is very rewarding. Ricky Teale reveals his method of making the most of short evening sessions – using a winning combination of hair rigs and pellets.

Most well know as a match angler, Ricky Teale often finds himself on the banks of the local river Severn after work – catching barbel on hair rigs.

"It's so simple to just get a few bits together and go for a short evening session," says Ricky "There's no way I would be able to take my match kit and grab an hours fishing in the evening – setting up would just take too long," he explains.

"This style of fishing allows me to have a few hours after work," Ricky has also learnt how to get a rapid response. "Hair rigging with S-Pellets is one of the best ways to achieve perfect presentation," he says.

"It's not always about spending a lot of time on the bank" – with this style of fishing it's more to do with being efficient to make the most of your time on the bankside and Korum gear helps me to do this. ■



1. Ricky uses the high oil Sonu Baits S-Pellets, as they help to incite a rapid response with their added fish attractors.



2. To mount on a hair rig carefully push the needle through the bait and mount in either singles or multiples.



3. Slide your bait off the baiting needle, and onto the hair. Open out the hair.



4. Ricky uses Korum pellet stops as the differing sizes enable him to alter baits from singles to doubles without changing his rig – perfect for short sessions.



5. Slide the suitable sized pellet stop into the hair and slide the pellet back.



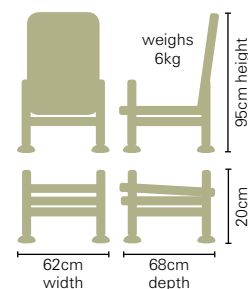
6. The finished bait with the pellet stop hidden inside the pellet...ready to fish.

CHAIRS

ACCESSORY CHAIR

The award winning original Korum chair has been a huge success over the last few years, thanks to its patented design. Thanks to its independently adjustable legs, and accessory compatibility, the Korum chair is now the choice of thousands of anglers around the country.. It is particularly useful when used in combination with the Ruck Bag.

- Adjustable back can be angled for maximum comfort
- Fully padded cover and aluminium frame for comfort
- Independently adjustable legs with full accessory compatibility
- Levelling mud feet and vertical legs give perfect positioning even on steep banks
- Supplied with free carry strap



ACCESSORY CHAIR ARM KIT

Lightweight additional arms for the Korum Chair Range. Fits all Korum Chairs past and present.



TROLLEY CHAIR BUNGEE

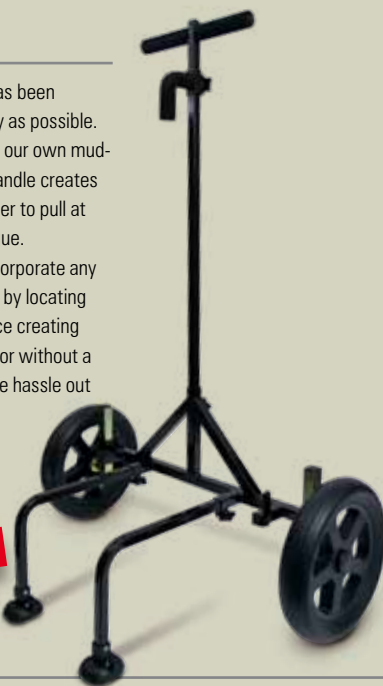
Two fully adjustable elasticated bungee cords with tough plastic hooks at both ends. Ideal for use with the Korum trolley wheel kit.

TWIN-WHEELED TROLLEY

A super-strong twin-wheeled trolley that has been designed to make shifting your gear as easy as possible. Fitted with a wide load area and fitted with our own mud-feet to maximise stability. The extra long handle creates increased leverage making this barrow easier to pull at the correct balance point for minimum fatigue. The Korum Trolley has been designed to incorporate any of the Korum Accessory Chair range simply by locating the chair on the rear lugs and locking in place creating a larger load area. Whether you use it with or without a Korum Accessory Chair, our trolley takes the hassle out of moving.

- Compatible with Korum chairs and many seat boxes
- Reinforced frame
- Puncture proof wheels
- Adjustable handle
- Padded handles
- Adjustable height
- Can be fully dismantled

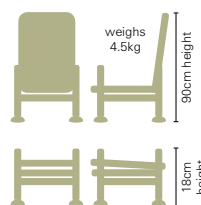
NEW
2010



LIGHTWEIGHT CHAIR

Ideal for the mobile angler, the Lightweight chair is approximately 30% lighter than the original Korum chair, yet is still compatible with all Korum chair accessories. The fixed angle back and full width cover give superior comfort and the full aluminium frame incredible strength. When combined with the Korum Ruck Bag you have the perfect carry system for the roving angler who does not want to compromise on comfort or mobility.

- Full width cover and aluminium frame for comfort
- Independently adjustable legs with full accessory compatibility
- Levelling mud feet and vertical legs give perfect positioning even on steep banks
- Supplied with free carry strap



SINGLE WHEEL BARROW

A clever barrow that despite its huge carrying capacity can be dismantled easily and stored in the back of the car. Where the Korum Barrow really scores though is when combined with the Korum Accessory chair and Ruckbag. Korum chairs fit perfectly on the back of the chassis without the need to fold the legs extending the deck area significantly. The front of the deck has been designed to perfectly fit the Ruckbag, giving access to all the pockets and main compartment without the need to unload your barrow.

- Large capacity single wheel barrow
- Easy fold design
- Balanced to make it easier to push
- Integral tackle carrier for added capacity
- Large pneumatic tyre
- Non-slip padded grips
- Designed to work with Korum Accessory chairs and luggage

NEW
2010

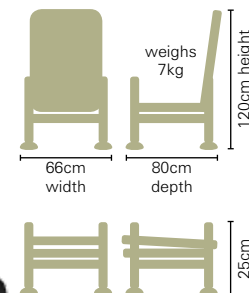


CHAIRS

DELUXE ACCESSORY CHAIR

Top-of-the-range accessory chair, with an extra high padded back and exceptional level of padding that raises comfort to new levels, particularly useful for longer day sessions when comfort is the priority. Despite the added level of comfort, the Deluxe chair only weighs approximately one kilo more than the original chair, and is still fully compatible with the Ruck Bag carry system.

- Extra high back for maximum comfort, also provides shelter from cold winds
- Adjustable back can be angled for maximum comfort
- Fully padded cover and aluminium frame
- Independently adjustable legs with full accessory compatibility
- Levelling mud feet and vertical legs give perfect positioning even on steep banks
- Supplied with free carry strap



“Korum chairs provide a unique fishing platform that enables you to fish more effectively,”

Chris Ponsford

CHAIR ACCESSORIES

“An accessory for all types of fishing,”
Julian Chidgey

BUTT REST WITH ARM

Designed to hold the rod butt whether fishing either horizontally or vertically (due to the moulded lip on the rest). The arm fits directly on the chair. Complete with locking nut.

DOUBLE BUTT REST

Designed to hold two rods either horizontally or vertically the correct distance from your Accessory chair. Ultra stable design, supplied with twin butt rests.

BROLLY ARM

Perfect for commercial fisheries when fishing on a solid base. The Brolly Arm will also accept a standard bankstick.

POLE CROOK

Designed to offer hands-free pole fishing on all Korum Accessory chairs. Simply balance the butt off the pole under the crook when catapulting out bait, or leave the pole resting on your knee until you strike.

UNIVERSAL ARM

Enables threaded accessories to be moved away from the legs and angled. Extremely useful for rod positioning when using the buzzer bars. Complete with locking nut.

SPACER BAR

Allows the angler to maintain maximum chair leg height whilst still using accessories.

ACCESSORY T-BAR

Allows two chair accessories to be attached to one chair leg, putting two accessories close to hand. Maximises the potential of your angling station, making your chair more efficient. Used in conjunction with a feeder arm and butt rest it can be used to maximise adjustability.

SIDE TRAYS – SMALL AND STANDARD

Attaches to Korum Accessory Chairs to keeping your tackle and bait organized and close at hand.

- Fully adjustable angle attachment
- Wipe clean surface
- Standard Dimensions 38cm x 22cm
- Small Dimensions 34cm x 25cm

GROUNDBAIT BOWL AND HOOP

Collapsible nylon ground bait bowl complete with lid, mounted on a frame to attach to any Korum chair.

COOL BAG AND ACCESSORY HOOP

This unique insulated cool bag has been specifically designed for use with all Korum chairs and Korum bait boxes. Ideal for keeping delicate baits in top condition.

- Attaches to all Korum chairs
- Foil insulation with wipe clean lining
- Full zip opening
- Compatible with all Korum bait boxes

KORUM



ROD SUPPORT



DOUBLE ROD RIVER TRIPOD

Made from lightweight aluminium, the Korum Double Rod River Tripod is a must for anglers who fish rivers and need to keep line out of the water. All legs are telescopic and can be independently adjusted to produce a very stable rest set-up. The whole rest unit folds flat for easy transport. Comes with twin buzz bars and two Korum Butt Cups and Line Flow Rests.

XT TRIPOD FEEDER ARM

The XT Tripod Feeder Arm provides enhanced stability, essential when using two-rod setups. The telescopic tilt and swivel mechanism allows for perfect rod positioning.

- Designed to fit Korum Accessory Chairs
- It will also fit many seat boxes.
- Complete with locking nut.

TELESCOPIC FEEDER ARM

Essential for feeder fishing on many commercial fisheries where the bank is not bankstick-friendly. The Feeder Arm is telescopic and the tilt/swivel mechanism allows for perfect rod positioning.

- Designed to fit Korum Accessory Chairs but is also compatible with many seat boxes.
- Complete with locking nut.



ANGLE ARM

Enables accessories to be attached at the perfect position to the Korum Accessory Chairs giving a stable fixing. Use with a keepnet to keep it close to hand, or with an Angle-tilt rest for perfect rod alignment. Full pivot and swivel movement.

- Enables accessories to be positioned perfectly
- Full swivel and pivot movement
- Locking nut for perfect accessory alignment
- Ideal for use with keepnets
- Available in two sizes: Short and Long



FRONT ACCESSORY BAR

Designed to place tackle in the perfect position in front of the angler, the Front Accessory Bar is perfect for float fishing, when you need everything close to hand. Thanks to the swiveling chair attachment, the Accessory Bar can be positioned at the perfect angle every time, and thanks to the telescopic front leg, it produces a rock-solid set-up. Length 50cm.

“The range of Korum rod rests that fit to the Accessory Chairs means I can fish effectively regardless of the venue or species I am targeting. I'd be lost without them,”

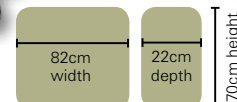
Ade Kiddell

KORUM LUGGAGE

CHAIR & NET BAG

Designed to transport chair and nets in an easy to manage bag. Chairs fit sideways increasing ground clearance and making them easier to carry. Front pocket is large enough for landing nets, keepnets and unhooking mats.

- Takes care of awkward chairs, nets and mats
- Three-sided zip for easy loading
- External net and mat pocket
- Padded shoulder strap and carrying handles
- Standard size fits Lightweight Korum chair, Accessory chair and many others



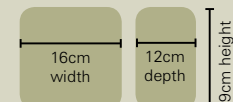
Keepnet & chair not supplied



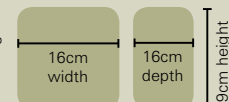
EVA POUCHES

Armoured EVA material is ideal for protecting heavy or delicate tackle, such as leads, feeders, bite alarms and even compact cameras. Three-quarter zip opening and fold-back lid.

Standard EVA Pouch



Large EVA Pouch



Bait not supplied



Keepnet not supplied

ALLROUNDER NET BAG CARRYALL

Large enough to take all of your bait boxes, tackle and Korum chair accessories in the main compartment and with separate side pockets for your keepnet and unhooking mat, this is a seriously useful bag.

- Extra large main compartment for bait and accessories
- Keepnet pocket with volume adjuster strap
- Zipped unhooking mat pocket
- Two external gear pockets
- Reinforced base
- Padded carry strap and handles
- Extra strong zips throughout

External Dimensions



BAIT AND BITS BAGS

One of the most useful items of luggage ever. Ideal for stalking and floater fishing, when you want all your bait and tackle in one easy to use bag. The wipe clean lining is ideal for storing groundbait, boilies, pots of paste or even deadbaits, whilst the front zip pocket is ideal for tackle.

- Padded detachable shoulder strap and carry handles
- Wipe clean lining
- Front zipped pocket
- Rear zipped tackle pocket (large version)
- Rubberised base

Standard Bait and Bits Bag



Large Bait and Bits Bag



GROUNDBAIT BOWLS

Available in two sizes, our groundbait bowls feature zip tops, so that you can keep your bait fresh and can move easily between swims, thanks to the padded carry handles.

- Large sizes
- Zipped lids to keep bait fresh
- Wipe clean removable lining
- Rubberised base

Standard Groundbait Bowl



Large Groundbait Bowl



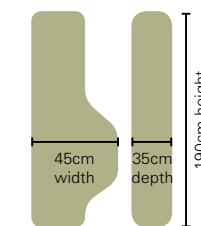
KORUM

ROD HOLDALLS

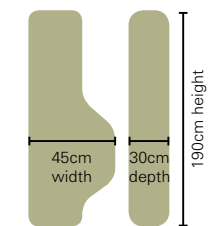
Whether you are looking for the ultimate in Total Protection, or a lightweight system for carrying made-up rods Korum has the answer. Our range of Holdalls and Quivers make carrying your prized rods simple and with a full range of compatible tip protectors, rod sleeves and bands, we offer the total solution.



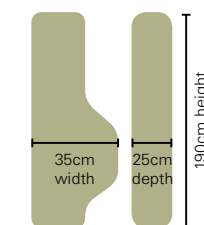
3-Rod Holdall



Compact 2-Rod Holdall



2-Rod Quiver



Korum Total Protection rod holdalls have the following features:



Extra padded carry strap



The Total Protection Holdall features a large shelter pocket



Zipped bankstick pocket



Internal 'hardwall' construction

TOTAL PROTECTION HOLDALLS

Lightweight rod holdalls have traditionally meant compromising on rod protection; until now. The Total Protection range gives full security for your prized rods and reels in the minimum of space, thanks to their hardwall construction, with outer pockets to carry landing net, umbrella, and banksticks.

A truly revolutionary design that epitomizes the no-compromise thinking behind the Korum range. For the angler looking to trim as much weight as possible the Compact 2-rod Total Protection holdall really fits the bill, giving maximum protection for minimum size.

- Complete rod protection, thanks to the hardwall construction
- Individual zipped rod compartments
- Designed to take most Big Pit reels
- Large external shelter / umbrella pocket
- Zipped bankstick / pod pocket
- Reinforced armoured EVA base
- Padded carry handle for maximum comfort

TOTAL PROTECTION 2-ROD QUIVER

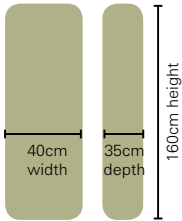
The innovative design of the Total Protection Quiver is not a traditional quiver, but fulfils the criteria of an ultra compact carrying system. Unlike normal quivers this offers unrivalled levels of protection. Utilising our 'Hardwall' construction, to provide a stiffened protected main rod sleeve and extra reel protection, the top loading design minimises the chance of line damage. A quiver system where you can walk past bushes etc with no fear of damaging rod, reel or line.

- Stiffened protected main rod sleeve, fully divided for two rods
- Hardwall construction
- Stiffened and padded protection for reels
- Designed to provide perfect carrying balance
- Separate zipped pockets for bankstick/landing net carrying
- Reinforced pockets and EVA base
- Top loading umbrella pouch

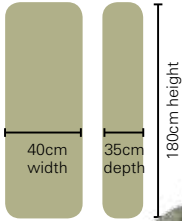


ROD HOLDALLS

2-Rod Holdall 160cm



2-Rod Holdall 180cm



NEW
2010

INSIDER 2-ROD HOLDALL

The new Insider holdalls are a significant improvement on the traditional holdall. On the inside two rods can be carried ready-rigged in their own fully-padded compartments, along with up to three further rods with or without tubes, or a pole. On the outside you can attach a two further rods if required, giving a total capacity of up to seven rods! Cavernous outer pockets take our largest umbrellas, landing nets and banksticks with ease.

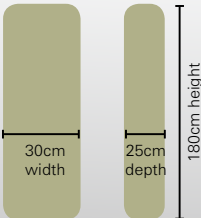
The angler with a smaller car will really appreciate the 160cm Insider Holdall. Designed for three-piece rods, but will still take two-piece rods on the outside, giving the best of both worlds.

- Designed to carry two made-up rods and three spares
- External attachment for two rod sleeves (not supplied)
- Fully padded rod and reel protection
- Full perimeter extra strong zip
- External umbrella pocket
- External bankstick pocket
- Internal quivertip / landing net handle pocket
- Volume adjuster straps
- Padded carry strap and handles

ALLROUNDER HOLDALL

Designed for the huge number of anglers who do not carry their rods made up, but who are looking for the protection of a padded holdall without the bulk. Carrying up to five rods, the Allrounder holdall will carry a huge amount of gear in full security.

- Carries up to five rods
- Padded protection to keep rods safe
- Internal quiver tip pocket
- External pockets for umbrella / landing net and banksticks / pod
- Adjustable padded shoulder strap and carry handle



TIP/BUTT PROTECTOR

- Shaped protectors for rod butts and tips
- Provides protection for delicate rod tips
- Neoprene and nylon construction with draw-string closure

The new Korum Insider rod holdalls have the following great features:



2-ROD QUIVER

The ultimate in ultra light luggage for the mobile angler. Designed to carry two rods, along with a shelter, landing net and banksticks. Ideal for the river specialist, or the angler looking to keep on the move.

- Designed for the mobile angler
- Takes two rods
- Large main compartment for umbrella or shelter with draw-string closure
- Separate external pockets for landing net and banksticks
- Adjustable deluxe padded carry strap and handle
- Armoured reinforced base

5-ROD QUIVER

Built using the same philosophy as the 2-Rod Quiver, but with added capacity to take up to five rods and larger overnight shelters. Ideal for the carp or specialist angler who wants to go fully equipped!

- Five rod capacity
- Large main shelter pocket with drawstring closure
- Ambidextrous, adjustable shoulder strap and handle with deluxe padding
- Zipped mesh quick-dry landing net pocket
- External pod and bankstick pockets

“I rate the Korum quivers as the strongest lightweight rod transport systems on the market and use them for 100% of my fishing in the UK,”

Stuart Jupp



ROD AND LEAD BANDS

- Designed to keep rod sections together in transit
- Neoprene construction with Velcro closure
- Two per pack

12FT ROD SLEEVE

Designed to fit our Quivers and Insider holdalls, the Rod Sleeve provides significantly improved protection compared to carrying 'bare' rods. Our unique strap system ensures that the sleeves lock securely to your quiver or holdall with the minimum of movement.



DUNCAN CHARMAN

WAGGLER FISHING



NAME: Duncan Charman

BACKGROUND: Duncan Charman is a renowned big fish angler with numerous monster fish to his name. Regardless of the species or angling technique, Duncan is a truly versatile fisherman. A true all-rounder, who is a regular face in all good coarse fishing magazines.

TOP TIP: Duncan is a firm believer in remaining mobile when fishing, so try to trim your gear down as much as possible so you can fish more swims every time you go. This approach has helped Duncan catch numerous big fish over the years, and he puts a lot of faith in this mentality.

Top UK specimen hunter Duncan Charman, tells you how to make the most of waggler fishing.

I have a passion for float fishing. It started when I was in my teens as an eager match angler trying to perfect a skill in order to keep up with the ever-increasing effectiveness of the feeder. In those early days, when competitiveness was at its height, I needed every edge available and although the Stillwater Blue and Onion floats that were commonly used were good, it was the introduction of loaded crystal wagglers that changed my fishing totally.

The bream shoals that were located further out became accessible with these floats, and the need to become a good feeder angler never materialised.

The two most important factors when it comes to fishing the waggler is balancing your tackle and regulating your feed. Patience is also needed, however this comes with experience as a seemingly dead swim slowly comes to life and by the end of the day your arm aches from non-stop action!

Comfort is Key

Let's start with the basics. Being comfortable and keeping items of kit and bait to hand is the key to fishing effectively with the waggler, and the use of a Korum Accessory Chair is the ideal base to fish from. The legs are designed to allow easy fitting of a selection of accessories such as side trays, which will keep your bait and tackle organised. I also attach a Korum Telescopic Feeder Arm and Butt Rest, so that I can easily place my rod down whilst feeding. I rarely use a keepnet, but if allowed I can easily attach my 3m Korum Keepnet to the chair using a variety of arms designed to make my fishing easy. And if it rains, where there's even a Brolly Arm to allow an umbrella to be attached.

All my accessories are kept within a Korum Maxi Rig Manager that fits perfectly into my Ruckbag, which also carries everything else needed

– including my chair when moving swims.

Having organised my position, it's then time to setup my 13ft Korum Precision Power Float rod. This rod is perfect for waggler fishing with specimen tench and roach in mind, as it has a progressive action and is extremely thin, which allows for effortless casting as well as leaving enough in reserve to easily tame any bonus carp.

To the rod I attach a Korum KXi Freespin 50 Reel loaded with 4lb mainline. Good line lay on the reel is paramount when it comes to casting, and with a silky smooth clutch allowing for complete control when playing a fish, this reel is perfect.

With silver fish in mind and not having to cast as far as I would normally need for tench, I'll usually start with a Preston Innovations Inserted Peacock Waggler – great for fishing on the drop and delicate enough to show my dropper shot registering as they fall ▶▶▶



Master^{the} Waggler

with Duncan Charman

DUNCAN CHARMAN

KORUM

WAGGLER FISHING



◀ through the water column searching out every inch of my swim.

The waggler is locked in position with the bulk of the shot. I then tie on a hooklink made from a lesser breaking strain than that of the mainline. My first choice is Preston Innovations' Powerline and today I've decided to use a strain of 3lb 6oz. The hooklength is 12ins and to this a size 18 Korum S4 is attached.

Search the Swim

The depth of your swim needs to be found and the best way to do this is to attach a large shot directly onto your hook before adding the dropper shot. Cast out and you will be able to watch as this large shot either sinks the float or leaves the float cocked by the bulk shot. Using a

large shot on the hook not only allows precision accuracy when plumb the depth, but it also doesn't disturb the swim like a bigger plummet will do.

Having my base station set and with the rod set up, all that is left to do is arrange my other items of kit such as landing net, unhooking mat as well as picking up one of the most important items of kit – a catapult.

Waggler fishing needs discipline and patience when it comes to feeding, as in most cases it will take time to get the fish intercepting your bait as it drops through the water. One of the best combinations for catching specimen roach is hemp and casters, however when introducing these don't place both into a catapult and fire out, as one will fly further than the other. It's important

that you feed sparingly and on a regular basis and if you are on a small commercial water, then it will help if you have the wind coming from behind.

A good starting point for me is placing 10 casters into the catapult and sending them out around five-rod lengths, followed by a few grains of hemp. Next, I cast the waggler into position, sink my line and watch as the droppers register on the float.

Once the bait hits the bottom, the float cocks correctly. If for any reason the float acts strangely, then strike, as it's almost certainly a fish taking on the drop.

It will only take a matter of seconds for the bait to hit the bottom and once reached I will send out some more casters and hemp before retrieving the



float, checking the bait, feeding again and casting.

Patience is a Virtue

Never get impatient and decide to catapult lots of bait out at one time then sit and expect the float to disappear. This method isn't for the lazy, but is designed to keep a constant flow of bait through the depths of your swim, attracting fish from all around and eventually tempting them into feeding.

It may only take a few casts before the float slides out of view as a fish intercepts the bait on the drop. It's often that the first fish to start feeding are the smaller ones but just getting these to feed will attract larger fish and the hemp and casters that have found their way to the bottom will later in the day

reward me with hopefully a bonus carp or two.

Every angler feeds differently, but I always feed first and then cast, as the other way round will see my bait falling on its own followed by my feed. In theory, what you are trying to do is mimic the loose feed, making it act as closely to the real thing as possible and for it to fall enticingly within your free offerings.

I consider fishing the waggler an art, however it's so simple and devastatingly effective at any time of the year for a variety of species that I'm surprised more people don't use it.

What's more, you can even have a 2.75lb carp rod out on separate banksticks with a bite alarm, to alert you to more bonus carp that may be present in the venue.

If you're going to give the

waggler method a go, then follow my steps carefully, make sure you plumb the depth correctly and keep casting and feeding. Eventually, the float will begin to disappear and the fish will come to your net.

Remember, the more you work your swim, the more you will catch, and when you return home after a day's bagging up, you'll feel that all important element of achievement and satisfaction that comes with every Red Letter Day. ■

“Eventually, the float will disappear and the fish will come to your net.”



KORUM FISHCARE

The multi-mat can be used to transport gear



MULTI-MAT

Does three jobs in one! The multimat is a combined unhooking mat, weight sling and carry bag. Ideal for the mobile angler. Large high density padded unhooking mat with 'stay-open' raised sides that stop fish sliding off the mat. Simply load up and you have an efficient carry bag when moving between swims.

- Raised fish retaining sides
- Mesh easy drain panels
- Clip closure
- Padded shoulder strap
- Reinforced carry / weigh handles

External Dimensions: L85cm x W40cm x D18cm
Large 85cm x 40cm unhooking mat

NEW
2010



CARP SACK

Suitable for carp and other large bodied fish, these sacks have been designed to minimize fish-handling, as they incorporate a full zip closure and weighing handles.

- Scaloped fish-friendly shape
- Micro-porous quick-dry mesh
- Hi-viz floating cord
- Extra strong zip
- Escape proof zip clip
- Carry/weigh handles

NEW
2010

WEIGH SLINGS

A design classic, the Korum sling holds fish centrally, giving full support whatever the size. The fish-friendly, wipe clean lining does not remove protective slime, ensuring fish welfare. Extra strong carry/weigh handles are flag stitched for maximum strength.

- Smooth fish-friendly lining
- Extra strong 600D outer material
- Extra strong carry handles
- Supplied in Velcro carry bag
- Large size – 85cm x 50cm, XL Size - 108cm x 64cm

UNHOOKING MATS

These essential items of tackle for the modern angler have been designed to offer maximum fish protection. Constructed using a closed cell high-density foam that stops stones and sticks from poking through and into the fish, these mats roll up to a small size without being too bulky.

- Closed cell high density foam for maximum fish protection
- Fish retaining head cover to keep fish calm
- Kneeling pad for extra comfort
- Pegging points to keep mat in place

KORI

KORUM FISHCARE



NEW
2010

MAT BAG

Designed to carry your landing net / keepnet in an easy to carry bag that, once at your destination, transforms into a large unhooking mat with raised sides and full zip for total fish safety.

- Raised fish retaining sides
- Heavy duty zip
- Pegging points
- Padded shoulder strap
- Reinforced carry handles

External Dimensions: L90cm X W55cm
Large 90cm X 55cm unhooking mat

"Fish care is now an essential part of coarse fishing. I always carry an unhooking mat and use it for all captures,"

Duncan Charman



Mat bag in use.



Perfect for use on hard banks



Store nets inside the mat bag.

CHOOSING THE RIGHT SHELTER

KORUM
BROLLIES


DAY SESSION SHELTER II

With more coverage and stability than an umbrella, the Day Session Shelter provides a lightweight and easy to transport alternative. Extremely light and easy to set up, the Day Session Shelter is large enough to accommodate two anglers in comfort, or even for the occasional over-nighter for one, simply by releasing the tension strap to increase the internal width enough for a bedchair.

- Light weight aluminium elasticated frame
- Waterproof cover with heat taped seams
- Front elasticated storm flap to increase protection from driving rain
- Rain gutter prevents water dripping off the front of the shelter
- Metal pegging points
- Supplied with tension strap and adjustable tension bars
- Packs into supplied stuff bag
- Supplied with heavy duty pegs



Unsure which shelter best suits your fishing? Read on for Team Korum's tips on making the right choice...

Choosing the right shelter for your fishing can make a huge difference to how efficiently you're able to pursue your quarry. If you're chasing really big fish on a large, open water you may need more stability and coverage than if you're fishing smaller commercial venues with lots of cover. In either circumstance, you also need to carry your chosen shelter around with you, which can often be the deciding choice.

Here at Korum, we've worked hard to develop a range of angling shelters to cover a multitude of fishing situations. Take the innovative Day Session Shelter. This extremely lightweight shelter utilises a pramhood-style system that makes it very easy and quick to setup. Many anglers prefer this style of shelter for longer sessions, or on very windy days where a standard brolly system can suffer from buffering.

Korum also produce three styles of umbrella, to suit different angler's requirements. From a standard 50" umbrella to a new fibreglass version that is much lighter and offers slightly more coverage. Then, of course, there is the Stormshield Umbrella, which has in-built wings to provide improved coverage from the elements. So don't get caught out by the weather this year, get a Korum shelter and make fishing easy.



STORMSHIELD UMBRELLA

Providing considerably more protection than a conventional umbrella, with an up-rated frame and the same high-strength cover material as the Day Session Shelter, the Stormshield Umbrella is ideal for the angler looking for an umbrella that will suit them all year around. With the built-in side wings, which can be clipped out of the way when not required, the Stormshield Umbrella gives considerably greater side protection from wind and rain than a conventional umbrella, keeping angler and tackle out of the elements.

- Upgraded heavy-duty frame
- Waterproof extra strong cover material
- Nubrolli
- Supplied with swivel storm caps and storm rods
- Elasticated, twin position pegging points
- Supplied with heavy duty pegs



"Why miss out on valuable fishing time? Treat yourself to a Korum shelter,"

Stuart Jupp

50" UMBRELLA

Ideal for the roving angler, our tough 50" umbrella features a Nubrolli style central pole, meaning that it can be fixed right back tight to the cover, giving maximum space underneath.

- 50 inch Nubrolli style umbrella
- Waterproof 210D nylon cover with taped seams
- Rear pegging points and supplied with two pegs
- Supplied in a protective sleeve



NEW
2010



FIBREGLASS 50" UMBRELLA

Utilising a 7.9mm fibreglass frame that is not only lighter but stronger than the equivalent steel frame, the Korum Fibreglass Umbrella has been designed to offer exceptional protection with no weight penalty. Fitted with a heavy-duty 210D Oxford Nylon cover that has been fully taped sealed and has been reinforced at all potential wear points.

- 50 inch coverage
- Weight 3kg
- Extra strong, yet lightweight 7.9mm fibreglass frame
- Extra strong 210D Oxford nylon cover with taped seams
- Nubrolli style pole and adjustable spike
- Metal pegging points

CHRIS PONSFORD

METHOD IN THE MADNESS



NAME: Chris Ponsford

BACKGROUND: Chris Ponsford is one of coarse fishing's biggest personalities. He always fishes with a spring in his step and loves targeting all manner of different species. Considered a real river fishing expert, Chris is also an accomplished angling guide.

TOP TIP: Chris firmly believes that researching a venue is of utmost importance before you go fishing. Try and find out where the hot swims are, and ask loads of questions about which baits are most effective. That way, you'll know exactly how to target the water to catch plenty of good fish.

Are you making the most of the Method feeder? Chris Ponsford is, and he believes you too can enjoy big bags of fish using this superb summer tactic.

I've often believed that the best way to fish is with a smile on your face, and whilst it isn't always just about catching, it doesn't half help you enjoy the trip! For me, the most enjoyable style of fishing is watching a quivertip, especially when there's the potential of a really big fish sending it sweeping around. Whether it's barbel fishing on the river, waiting for a clonking great bream or hoping to bag a few carp, you cannot beat waiting for the rod to fly around into battle mode.

And one of my favourite ways to really enjoy this type of fishing is with a Method feeder. Now this style is very different to standard feeder fishing, as the bait you use is more bespoke and so is the tackle. Especially if, like me, you like to do a spot of carp fishing on the Method!

This tactic works up and down the country week after week on commercial venues and is simply too good to ignore. In this feature, I'd like to explain the type of things you need for

this fishing, and how best to fish it to get the results you're after.

Beefing Up

In my opinion, you need a bit of backbone in the rod you choose for Method feeder fishing. Not only does it involve regular casting of quite a heavy payload, but you also need to be able to tame any 20lb carp that might be lurking around, without being too over-gunned for the smaller single figure fish or the odd bream. For me, the perfect rod for this is the 1.5lb Korum Multi-Feeder rod in the Precision range. If going for bigger fish, I'll use the 2lb Specimen rods on bite alarms, or the Twin Tip Neoterics with the 2.2lb top. The Neoterics are particular good when fishing at longer range, or when it's windy and you need to punch out heavier feeders.

Your line needs to be around the 8lb mark, and your hooklink around the same. I will often use the Korum reay-tied hair rigs which have a size 10 hook and 10lb line - the short 4ins version are perfect for this type of fishing

and a full packet should see you through a good day's fishing.

Then, of course, you need some good Method feeders. The Korum ones are excellent, but those available with Method moulds are also very useful. I prefer the flatbed type, as you can place your hookbait in the feed itself, and know it will always be presented at the top of the feed.

It's also important to have a good fishing station when fishing the quiver tip. A Telescopic Feeder Arm branching from one of the Korum Accessory Chairs is a good starting point, as is a sidetray, but always remember to keep everything nearby so you don't need to move around unnecessarily.

Another important item of tackle is an unhooking mat, for unhooking bigger carp. I use the new Mat Bag, as I can store my weigh sling and scales inside. You'll also need a good sized specimen landing net for those big fish!

Bait Preparation

There are a number of commercially available Method mixes, and I choose those in the Sonubaits range. These groundbaits stick to the feeder brilliantly, and are perfect for this approach. Another favourite of mine are softened 2mm pellets. These will stick to the feeder really well and with something like an 8mm boilie of grain of sweetcorn on the hair will work all day at just about every venue.

Always mix your bait well in a bowl or groundbait bucket using lakewater, as this makes it more acceptable to the often very fussy carp! Add water a little at a time to get the required consistency. Remember, you can put it in but you can't take it out!

I also take a selection of hookbait with me for Method feeder fishing, as carp will usually have some type of preference. Pellets are a good starting point, but mini boilies also work brilliantly. ►►►

Method in the Madness

with Chris Ponsford



"For me, the perfect rod for this is the
1.5lb Korum Multi-Feeder rod"

CHRIS PONSFORD

KORUM

METHOD IN THE MADNESS



You'll catch plenty of carp like this one on the Method.



"Throughout the session, keep your eyes fixed on the rod tip for line bites and signs of fish bumping into the feeder."

Keep Them Coming

The best tactic when Method fishing is to recast on a regular basis and build up an area of bait. Pick a marker on the far bank as somewhere to keep casting too, and try to fish the same distance out on each cast. Using a line clip can help with this, especially if you're fishing close to an island.

Throughout the session, keep your eyes fixed on the tip for line bites and signs of fish bumping into the feeder. Sometimes if the carp aren't swimming around, you'll be getting indications from tench, bream or even F1s. In these situations, switch over to a smaller hookbait, or a couple of maggots, and you'll continue catching fish whatever the species.

So there you have it. A really simple, easy guide to Method feeder fishing.

Give it a try and I'm sure you'll bag up with plenty of really big fish.



Regular recasting will bring more fish to your swim

Loading a Method Feeder



Chris likes to use Quickstop Hair Rigs in conjunction with Korum Method Feeders for most of his Method fishing.

"It's just so much quicker and easier using ready-tied rigs," he says.



3. Create a double tiered feeder by taking the hooklink and bait and using more of the bait mixture to disguise the rig within the existing moulded pellets. It's a great tip that helps get more bites.



1. Chris prefers moistened pellets for the Method, mixed with a small amount of groundbait. He has soaked 2mm pellets for two minutes to get the perfect consistency.



4. Give it a good old squeeze to make sure all of the bait is compact against the feeder. This will stop any bait dropping off the feeder on the cast, helping you be more accurate.



2. Start by placing the Method feeder into the pellets, and give it a squeeze against the palm of your hand. The lead will ensure the feeder always lands the right way up.



5. The finished Method feeder. You can see the hookbait slightly hidden by the pellets, but once the bait starts to break down, it will be revealed and taken readily by carp.

ROD SUPPORT

NEW
2010



QUICK RELEASE CAM

- Instantly remove threaded accessories
- Extra strong lever-lock design with locating groove
- Long-life metal threads
- Ideal for rod rest heads, bite alarms, keepnets and storm poles

V REST

Simple classic design supplied in pairs. Provides excellent stability and line flow when used in conjunction with free spool reels. Complete with locking nuts.

TILT REST

Simple design combined with our exclusive tilt mechanism make this the perfect rest to use with the Korum feeder arms. The deep V allows use with free spool reels whilst preventing the rod from being pulled out of the rest. Complete with locking nut.

Y REST

A wider and deeper version of our popular V rest for easier rod location in low light conditions. Prevents rods blowing out due to wind or the rod being pulled from the rest on the bite. The deep line drop allows the use of free spool systems. Complete with locking nuts.

ANGLE TILT WEATHERBEATER REST

Featuring a narrow rod groove to stop the rod being blown out, combined with a deep line groove to enable the use of free spool systems and our exclusive angle tilt mechanism.

NEW
2010



BUTT REST

Now available separately for use with multi rod set-ups or for use with banksticks. Complete with locking nut.

ANGLE TILT SIDESTRIKE REST

Perfect for use when quivertipping, also features our exclusive angle tilt mechanism and a deep line groove.

CORK HANDLE BUTT REST

Adjustable tension suitable for cork handles and large diameter abbreviated rod butts. Supplied in pairs.

REAR U REST

Supplied in pairs. High grip design is adjustable for use with cork or abbreviated handles. Essential where violent takes are expected. Complete with locking nuts.

LINE FLOW REST

Steep-sided to hold rods against the wind, with a deep line groove so free spool mechanisms can still be used.

BUTT CUP

Ideal for fishing with rods held high to keep line off the water.

SIDESTRIKE REST

Ideal when quivertipping and a sideways sweep is required.

LOCKING NUT

The simple solution to tightening rod rests and buzzer bars in the correct position.

SCREW POINT BANKSTICKS


Oversized auger points that effortlessly cut into even the hardest bank. Oversized cam for strength. Made from high grade aluminium for maximum strength to weight.

BANKSTICKS

All of the models are telescopic and finished in matt black to a high standard. The shaped points make driving into hard ground easy.

XT BANKSTICKS

All of the models are telescopic and finished in matt black to a high standard. The shaped points make driving into hard ground easy.



TWIN ROD BUZZ BAR

Features the Fix Angle locking device enabling the bar to be set and secured at precisely the angle required. Complete with locking nut. Available in standard and extra large.

KBI

KBI BITE ALARM

Korum's first alarm features a compact design, yet still offers the ultimate in rugged performance. Over twelve months in development and testing, the KBI alarm offers unrivalled battery life, thanks to the readily available 9-volt PP3 battery. We even supply each alarm with a free battery, to get you fishing straight from the box!

The extra loud speaker with adjustable volume has been designed to offer a wide range of control to alert you to a bite, whilst the blue super-bright LED features a twenty second flashing alert feature.

There is also a free alarm cover with every alarm.

- Compact design
- Digital electronics, resin coated for maximum reliability
- Simple push button on/off and volume controls
- High output speaker
- Sensitive bite indication
- 20 second latching high intensity blue LED
- Betalight recess
- Adjustable locking nut and compression washer for perfect alignment
- Supplied with rubberized cover
- Supplied with PP3 battery

"The Korum bite alarm is a superb bit of kit that's perfect for all my specimen fishing needs,"
Ade Kiddell



KEY FEATURES

The KBI Alarm is ready to go straight from the box, thanks to these features.




Adjustable locking nut and compression washer



Supplied with a full size PP3 battery



Rubberized cover for protection in transit



Simple push button controls

KORUM RODS

KORUM

At Korum we believe that building rods should be done with the utmost care and attention to detail. Throughout the last 12 months, we worked hard to develop what we believe is currently the most comprehensive range of rods for the modern coarse fisherman

**NEW
2010**

Precision



Keeper ring on all rods.



SiC rings throughout.

COMPACT FLOAT

This 11ft two-piece float rod is an absolute joy to use, weighing just 6 ounces and feeling even lighter thanks to the perfect balance, it can be held all day without becoming cumbersome. By using a combination of high-grade low-resin carbons we have produced a rod with a lightning fast action, making bites much easier to hit, yet which retains an action that bends right through the blank, eliminating hook-pulls. Designed for ultra-accurate casting at short to medium range, this is the ideal rod for fishing tight to islands with a small waggler for carp, fishing a dumpy waggler up in the water for roach, or trotting a stick float for fast biting dace.

**NEW
2010**

BIG FISH FLOAT

Designed to handle double figure carp, barbel and big tench close to weed, the Big Fish Float is our most powerful float rod ever, yet retains the fantastic fish-playing action and balance of its lighter counterparts. This rod took us longer to perfect than any other in the range, simply because we were not willing to compromise on the balance and feel of the rod just to obtain the right action.

Despite the massive reserves of power that this rod has, it handles superbly and can be held all day when trotting, or fishing for hard-fighting carp close to cover.

All Precision rods feature:

- Fully balanced weight distribution to minimize fatigue
- Superdur Ultra-durable matt black anti-flash blank finish
- Black supergrade whipping thread with two-pack varnish coat
- Titanium finish Fuji reel seat
- Optimal length ergonomic 'A' grade cork handles
- Ultra-lite SiC 'S' guides throughout
- Two-piece rods feature foldable ringing

POWER FLOAT

At 13ft with a progressive action, this four-piece rod is perfect for the All-rounder. Ideal for all species, it's a float rod that you can take anywhere and use for almost anything.

The four-piece construction meaning it can be hidden easily in the boot, or simply split into two and left tackled up.

**NEW
2010**

**NEW
2010**


MULTI-FEEDER

Specifically developed to cover the majority of feeder and ledgering on stillwaters and smaller rivers, the two-tips of the Multi-Feeder give a multitude of options, fit the Quiver tip for maximum bite detection when feeder fishing, switching to the 1.5lb hollow tip when using bigger feeders and leads in conjunction with a bite alarm.

The action of the Multi-feeder is quite distinct from that found on our Specialist rods. The Multi-Feeder is best described as having a semi-fast action, with reserves of power in the butt and forgiving tips. This



Braid friendly SiC rings throughout.



Hi visibility tip on the Multi-Feeder.



Fuji reel seats, and best quality cork.

"The Precision range has been developed to suit all specimen fishing requirements,"

Dai Gribble

**NEW
2010**

SPECIALIST 1.75LB AND 2LB

With feeders and leads for specimen fishing getting bigger, we have carefully tweaked the action of these rods to increase power in the butt and mid-section without affecting the fish-playing action. The result is a pair of rods built specifically for the modern specialist angler. We have carefully tweaked the action of these rods to increase power in the butt and mid-section without affecting the fish-playing action. Pick one up and you will notice the 'Steely' action and fast recovery that has been achieved without affecting the perfect balance and weight.



All Korum rods come with a 3 year rod guarantee

**NEW
2010**

SPECIALIST 2.75LB

The 2.7lb Specialist provides a controlled build-up of power, making long casting easier, particularly with bulky loads, such as method feeders and dead baits. Not only do they make a great carp rod, they're also perfect for pike fishing and floodwater barbel sessions.



KORUM RODS

KORUM

KXi FREESPIN



Dai Gribble is currently one of the UK's top all-round anglers.

"Designed for the modern angler looking for the ultimate in performance when faced with today's larger specimens, the Neoteric range has won numerous plaudits since its launch. Each rod has been developed by the Korum design team and then strenuously tested to give optimum performance and fantastic styling."

Dai Gribble

NEOTERIC TWIN TIP

Supplied with two tips that blend perfectly into the butt, the 1.75lb tip is ideal when targeting barbel, tench and bream on the feeder, whilst the 2.2lb tip is best for big rivers and reservoirs, when casting larger leads and feeders for barbel, carp and big bream.



Braid friendly tip rings.



SIC rings throughout.



Gunmetal reel seats.



Foldable keeper rings.

NEOTERIC QUIVER

A really versatile rod that thanks to its forging action will handle the light lines and small hooks often associated with Winter chub and roach, right through to big barbel.

With the 1.75lb hollow tip fitted this rod will handle big chub and barbel in small to medium sized rivers, and is also great for feeder fishing in stillwaters for tench and bream.



Available in two sizes:

KXi 50

Line capacity: 0.20/280, 0.25/240, 0.30/200, 0.35/160

KXi 60

Line capacity: 0.20/310, 0.25/265, 0.30/220, 0.35/175

A major breakthrough in reel design. The KXi reel is the result of almost two years of research and development by the Korum team, working from the ground up to develop a freespin reel designed specifically for the modern coarse angler



SUPER FREESPIN



BALANCED DOUBLE HANDLE



ALUMINIUM SPOOL SYSTEM



LINE SAFE CLIP



ANTI-TWIST LINE ROLLER



ANTI-VIBRATION SYSTEM



S-STROKE LINE LAY



BALL & ROLLER BEARING



SENSITIVE FRONT DRAG



KORUM REEL LINE

Korum Reel Line is the perfect line for the modern angler. Its high abrasion resistance and superb knot strength makes it totally reliable in tough situations and when catching lots of hard-fighting fish.

The pale green colour blends in well with all backgrounds and the controlled stretch acts as an additional 'buffer' when playing fish close to the net. The neutral density means that Korum Reel Line is suitable for both feeder and float fishing.

Available in 150m spools.

NEW 2010

"A strong, reliable line,"

Ade Kiddell

DIAMETER	BREAKING STRAIN KG/LBS
0.18mm	1.4kg/3lb
0.20mm	1.8kg/4lb
0.23mm	2.3kg/5lb
0.25mm	2.7kg/6lb
0.28mm	3.6kg/8lb

NETS AND SPOONS

SPECIMEN SPOON

Featuring super-soft mesh with large holes that is easy to handle even in a strong flow, the Spoon nets are ideal for use in both rivers and stillwaters. Choose the 27" Specimen Spoon for over-sized carp up to 25lb and specimen barbel and the slightly smaller 24" Midi Spoon for regular carp, tench, chub and bream.

- Extra strong machined metal spreader block
- Anodised aluminium frame for extra strength
- Deep mesh, ideal for reviving tired fish after a long fight
- Super-soft, wide mesh, ideal for both rivers and lakes
- Flat base cradles fish correctly

Available in two sizes:
Specimen Spoon 27"
and Midi Spoon 24"



LATEX BARBEL SPOON

Designed for over-sized barbel and carp to 30lb, the Latex spoons are designed to be the ultimate in net design. Offering the equivalent size as a 36" triangular net, the 30" net is ideal for the angler stalking large carp, or lure fishing for pike. The latex mesh used on both nets is highly hook resistant, making these nets ideal for pike fishing. The super-strong aluminium spreader block and frame can be pushed through thick weed, making it ideal for stalking.

- Fish-friendly latex mesh
- Deep mesh, ideal for reviving tired fish after a long fight
- Heavy duty frame and spreader block, ideal for stalking

LANDING NET HANDLES

A comprehensive selection of landing net poles, designed to perfectly complement our landing nets, giving the ultimate combination of strength, balance and stiffness.

- Powerstick handle is ideal for use with longer rods, or when you need extra reach
- Carbon Power is a lightweight, yet incredibly strong one-piece design
- Carbon Specimen is slightly heavier, but stiffer than the Carbon Power, making it ideal for bigger nets and larger specimens

Carbon Power Landing Net pole 1.8m
Carbon Specimen Landing Net pole 1.8m
Specimen Landing Net pole 1.8m
Power Stick two piece net handle 2.7m



NETTING FISH QUICKLY

Follow these tips to land fish with the minimum of drama.




Keep the rod low to stop the fish coming up too soon.



When the fish is close lift the rod to bring it up.



Keep the net well sunk and draw the fish over it.



Rest the fish in the margins for a minute before unhooking it.


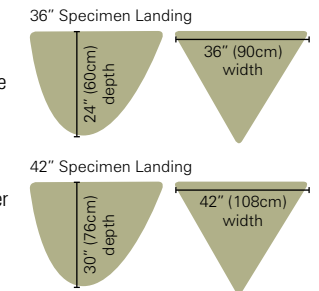
KORUM

NETS AND SPOONS

SPECIMEN NETS

An extra strong landing net designed for the angler looking for maximum strength. Wide mesh is ideal for use in both rivers and lakes.

- Supplied with 1.8m (6ft) glass handle with non-slip finish
- Moulded polycarbonate spreader block and arm tips
- Deep mesh, ideal for resting fish after a long fight
- Micromesh sleeving on mesh around arms



3M KEEPNET

A fantastic keepnet designed to dry quickly, and offer maximum fish protection. Super-soft, yet extremely strong mesh make this net suitable for big weights of carp as well as other fish.

- Made from fish-friendly fast drying mesh
- Extra strong rings throughout
- Angle-adjustable top ring
- Pegging loops on bottom ring

NEW
2010



"The Korum range of nets are suitable for all my fishing, whether I'm carping, chasing barbel, or catching smaller species on the float,"

Stuart Jupp

NET FLOAT

Designed to make landing fish on your own much easier. A simple float that attaches to your landing net pole ensuring that your net will not sink. Velcro loop can be used to keep the end of the mesh neat.

NEW
2010



Get On The Feeder

with Ade Kiddell



NAME: Ade Kiddell

BACKGROUND: Ade is one of Europe's finest river anglers, and is really well regarded in the barbel fishing world with numerous really big fish to his name. He's a regular on rivers like the Severn, Wensum and Trent, fishing on regardless of how high or low the river is. Ade has also caught big barbel overseas, and is the current Dutch record holder!

TOP TIP: Ade is never afraid to feed quite heavily when fishing for really big barbel, choosing a pellet-based feed for the majority of his fishing. The way he sees it, the bigger the fish - the more likely they are to want a good meal!

Are you fishing the feeder effectively? Big fish ace Ade Kiddell reveals his simple guide to catching more fish on the quivertip.



My earliest memories of swim feeder fishing are as a child fishing the Norfolk Broads with my father and using one of my mothers hair curlers crudely tied to the line and filled with breadcrumb to attract the hungry shoals of roach and bream.

Over the years feeder fishing has developed into a leading tactic for both match-men and pleasure anglers alike. It's moved on from being seen as a 'chuck it and chance it' method to the highly developed and successful technique we know today

The plastic tubes in various shapes and sizes we use as feeders fulfill the roll of bait delivery in much the same way as the hair curler we used all those years ago, but if you look for example at the range of feeders available from Korum, there are around 30 various shapes and sizes of feeder to chose from, which makes the

task of matching the feeder to your fishing circumstances much easier.

Keep It Simple

I prefer to carry a selection of feeders when I go fishing, as this enables me to change feeders to suit the venue or river conditions, as well as helping me pick out certain species. If I were fishing for bream and roach on a slow flowing river, for example, I would carry maybe a dozen feeders in a mixture of small and medium size in weights between 30 and 60 gram. If I were chub fishing on a faster flowing venue, meanwhile, then it might be weights ranging from 45 to 90 gram and when targeting barbel I would prefer to include some larger feeders with weights varying from 60 to 150 gram. The golden rule in all cases is not to use any more weight than is necessary. Ideally, the feeder should just hold the

bottom once it has discharged the feed. After all, the last thing you want is for the feeder to roll once it's empty, resulting in your hook-bait ending up nowhere near your free offerings!

To get the best from your feeder fishing, it's essential to get comfortable and have everything to hand. There's nothing worse than having to constantly get up to reach items of tackle or bait, which is why I use the Korum Accessory Chair [page 10]. It's a great chair this, because by using the adjustable leg system it's possible to get it level on even the steepest of banks. Also, by using some of the various attachments available for the chair, it's possible to have bait and tackle items close to hand when required. It's just like fishing out of an armchair - it really is that comfortable. ▶▶▶



Ade always makes sure he's got all the kit he might need - for any situation.



“One thing that makes feeder fishing such a great fish catching method is the ability to introduce free offerings at all distances, with accuracy being key”

Once the chair is has been arranged so I have all my other items of tackle and bait close at hand, I position my rod rest on the downstream side of my chair. If I am using a single rod, then I can attach a Korum Feeder Arm to the chair leg and adjust the height of the rod tip easily as required. Generally speaking, the stronger the flow the higher the rod top, because the more line I can keep out of the water in a strong current the less weight I will need for the feeder to hold bottom. Should I be fishing two rods, I prefer the Two-Rod River Tripod because its fully adjustable legs make it possible to get the height and angle I need to suit different river conditions.

Rods & Reels

I had always thought it near impossible to find a rod that would fulfill most of my feeder fishing requirements, that was until I used the Korum Precision Multi Feeder rod. It comes complete with two top sections – one with a quiver tip, ideal for

maximum bite detection and the other a hollow top for use when fishing with bigger feeders or bite alarms. I can honestly describe this rod as a true all-rounder, having used it for a nice bag of roach and bream on The Norfolk Broads as well as barbel sessions on the Severn.

Every good rod needs a reliable reel and the new Korum KXI freespin fits the bill nicely. I prefer a reel with a free spool facility for feeder fishing, as it allows me to take my eye off the rod without fear of having the rod pulled in. Another bonus is the click of the freespool paying out line acts as an audible bite alarm. In certain situations, I also use the Korum KBI electronic bite alarm for feeder fishing, where it is essential to use a freespool facility. The KXI reel has fantastic line lay and a clutch as smooth as any reel I have ever used, both these features are vital when feeder fishing – especially when targeting bigger fish.

Depending on target species

and river conditions, I will use main lines from 4lb through to 10lb. A sinking line is preferable for feeder fishing, and a simple tip is to wipe your main line with a sponge dipped in mild detergent, as this process will sink your line like a stone.

One thing that makes feeder fishing such a great fish catching method is the ability to introduce attractive free offerings at all distances, with accuracy being the key. To cast accurately to the same spot every time, you'll need firstly to pick out a marker on the far bank and when casting, imagine a line between you and that marker and cast along that imaginary line. Secondly, to get the correct distance along that imaginary line, cast to the area you want to target and place the reel line in the line clip on the spool. Now every time you cast the feeder should land along our imaginary line at the distance set by the line clip. One word of warning! Avoid the line clip if targeting

bigger or hard fighting fish like carp or barbel, as a surging run can easily snap the main line at the line clip. Instead, tuck the line under an elastic band wrapped around the spool as this will trap the line for casting but still allow a hooked fish to take line.

The End Zone

When it comes to rigs for feeder fishing, it's best to keep things simple. There are two basic rigs I use, including an old fashioned Paternoster rig which works well on slower paced rivers, whilst for rivers with more pace I like to use a running rig.

You'll see how I tie my Paternoster rig in the images we've taken to illustrate this very basic approach. I like to incorporate quick change products, so it's possible to change feeder sizes or hooklinks at anytime without breaking down the rig. The guys at Korum have also come up with a modern version of the Paternoster rig in their

Quick-Change Heli-Rigs, which work straight from the packet.

The running rig is also simple to set up and works extremely well, offering very little in the way of resistance to shy biting fish. By using a free-running Korum Feedabead and Quick Change Beads, it keeps everything really straightforward and user-friendly. Again, check out the image sequence for an easy guide to tying this rig.

Ever since its introduction a few years ago, Preston Innovations' Reflo Powerline has been my favorite hooklink material when feeder fishing. It's available in breaking strains from under 11lb to over 12lb and is an ultra reliable line whatever the situation. The length of the hooklink depends upon the fishing situation but 18ins would be a good starting point whatever the scenario, but I will use anything from 4ins to 6ft depending upon the circumstances.

To complete my rigs, the Korum range of hooks is ideal.

The S4 is a good hook when bream and roach are the target, but should you require a heavier version of the same pattern then the S3 fits the bill. Once bigger fish like barbel or carp are the target, then the S5 pattern comes into its own and will never let you down.

I hope this insight into feeder fishing helps you to catch a few fish whatever you may be fishing for. The biggest tip I can give is to have confidence, both in the tackle you choose and the bait you feed with. Combine that confidence with the effectiveness of feeder fishing and I'm sure you will be on to a winner and your fishing will be more productive and rewarding as a result.

See page 45 for the full range of Korum feeders.



PVA SYSTEMS

KORUM

FEEDERS



See page 52 for details of how Julian Chidgey uses the PVA system to great effect...

PVA SYSTEM

The Korum PVA System contains all you need for fast, easy construction of mesh PVA bags. The low residue, fast melt, anti-ladder micromesh PVA is of the highest quality.

The unique scoop, funnel-shaped tube, allows for easy and accurate filling with pellets or groundbait when making bags and groundbait sticks. The shaped lower end of the tube limits the PVA spilling off the tube during filling. Shaped waterproof case complete with 'no loss' lid. Supplied with a plunger for use when forming PVA groundbait sticks and stick needle for use with bags and sticks.

Refill PVA is also available in both Narrow and Standard diameters in both standard and ultra fine micro mesh.

RAPID MELT PVA SYSTEM

This new quick dissolving addition to the Korum range provides a perfect solution to Autumn, Winter and Spring PVA bagging

The system incorporates the same class leading features as the original system, but with a quick dissolving anti-ladder micromesh, essential for fishing commercials in winter where bites can be expected within seconds of the bait landing. Our sponsored anglers had fantastic results when fishing next to anglers using regular PVA last winter.

Available in standard and narrow diameter. Supplied on a different colour funnel for instant mesh recognition. 5 metre refills also available in our unique compact waterproof container.

MICROFIBRE TOWEL

Microfibre Fleece towel with mesh carrybag. The micro fibre fabric absorbs approximately 6 times more moisture than conventional towelling. Essential for use when PVA bagging.

Dry off your hook, hookbait and lead with the towel before attaching a new bag. The Microfibre material absorbs moisture resulting in trouble-free PVA fishing even in damp conditions. Size 60cm x 45cm



CATAPULT

The original Korum catapult has been designed as the perfect all-rounder. Use it with small boilies and pellets at ranges up to 50 metres, or with particle baits, such as hemp seed and sweet corn at closer range. Korum Spare Pouch & Spare Elastic available.

GROUNDBAIT CATAPULT

With a large moulded semi-rigid pouch, the groundbait catapult has been designed to give maximum accuracy and range. Because it does not squash the balls of groundbait the bait flies straight and accurate. Fitted with heavy duty elastic, this catapult is suitable for feeding groundbait up to 50 metres. Spare Groundbait Pouch available.

BOILIE CATAPULT

Ideal for feeding large amounts of boilies and larger pellets accurately at ranges up to 60 metres, thanks to the large cone shaped pouch. The Boilie Catapult provides a tight baiting pattern when loaded with multiple boilies. Spare Boilie Pouch available.



MESH FEEDERS

Large specimen mesh feeders with a flat base which holds bottom better than round feeders. The mesh construction is perfect for a quick release of damp pellets, other particles and groundbait.

Sizes Available: SMALL 30G, MEDIUM 30G, MEDIUM 45G, MEDIUM 60G, MEDIUM 75G, MEDIUM 90G, LARGE - 60G, LARGE - 90G, LARGE - 120G, LARGE - 150G

OPEN ENDED FEEDERS

The holes in the side make them a slightly slower release than the mesh making them more suitable for deeper water or more difficult conditions.

Sizes Available: SMALL 30G, MEDIUM 30G, MEDIUM 45G, MEDIUM 60G, MEDIUM 75G, MEDIUM 90G, LARGE - 60G, LARGE - 90G, LARGE - 120G, LARGE - 150G



CARP FEEDER

The most advanced Method Feeder ever produced. The aerodynamic shape and lead placing ensures that the feeder casts well and always lands the right way up, placing your hookbait in the correct position, every time.

Sizes Available: LARGE (HEAVY ELASTIC), LARGE (MEDIUM ELASTIC), SMALL (HEAVY ELASTIC), AND SMALL (MEDIUM ELASTIC)

IN-LINE CARP FEEDER

Perfect for waters where fixed feeders are banned, or for using when targeting larger carp with advanced hooklink set-ups.

Sizes Available: LARGE, MEDIUM, SMALL



IN-LINE METHOD FEEDER

Suitable for casting longer distances, due to its base mounted weight, which is offset to one side. This ensures that you can bury your hookbait with confidence once the feeder has settled on the bottom, your hookbait will be perfectly presented. Supplied with a swivel and tail rubber which combine to make a neat set-up.

Sizes Available: LARGE 50G, SMALL 30G

HOOKS, RIGS AND TERMINAL TACKLE



KORUM S4 HOOKS

- Same shape as the S3, but made from a lighter gauge wire
- Ideal when you need a finer presentation
- Ideal for delicate feeders, such as chub and tench
- Teflon coated non-flash finish
- Also makes the perfect floater fishing hook

Sizes: 10, 12, 14, 16 & 18

KORUM S3 HOOKS

- Our strongest hook yet, thanks to the heavier gauge wire and short shank
- Teflon non-flash low visibility finish
- Chemically sharpened, in-turned point keeps its sharpness longer
- 12° Down-turned eye ensures hook flip in the fish's mouth
- Wide gape for maximum hooking potential when using hair rigs
- Perfect for hair rigs, particularly with bottom baits

Barbless Hooks Sizes:

6, 8, 10, 12, 14, 16 & 18

Barbed Hooks Sizes:

4, 6, 8, 10, 12 & 14

KORUM S5 HOOKS

- Super strong high carbon steel construction for maximum strength
- Teflon non-flash low visibility finish
- Down turned-eye creates perfect angle for anti-eject sleeves
- Chemically sharpened straight point for easy penetration
- Ideal for pop-ups and braided hair rigs

Barbless Hooks Sizes:

6, 8, 10 & 12

Barbed Hooks Sizes:

2, 4, 6, 8, 10 & 12

The Korum Seamless range of hooks have been nothing less than revolutionary, since their launch. The seamless eye construction eliminates any chance of the hook length material being damaged by being forced into the gap in the eye found on traditional hooks. Whether you use braided, fluorocarbon, or nylon hook lengths, Seamless hooks will give you peace of mind

HOOK HAIRS WITH QUICKSTOPS

This super fast bait stop system comprises a high quality eyed hook, tied braid hair and Quickstop. Perfect for boilies, soft pellets, meat and corn, making fishing with a hair rig and mounting a bait ultra simple. The barbed version has been designed for anglers who prefer barbed hooks when fishing for barbel, chub, tench, bream and also for carp. The small barb gives more security, especially in situations where fish may get weeded.



HOOK HAIRS WITH BAIT BANDS

The easy way to use hard pellets on the hair. Perfectly formed hair rigs with a sure-grip bait band that make these the perfect rigs for use with all hard pellets. Featuring extra strong hooks to make these perfect for carp, barbel, chub and tench.

BRAID HAIR RIG

Featuring our S5 hook this tough, no-nonsense rig is designed for big fish. The 10 and 12 are size for size the toughest rigs around. The rig sleeve helps reduce tangles, whilst the weighted braid ensures your hooklink stays on the bottom. Use with the Korum Lead Clip kit for a strong safe rig.

- Tied using sinking 20lb braid
- Extra strong Korum hooks
- Precision tied hairs

Barbless Hooks Sizes: 6, 8, 10 & 12

Barbed Hooks Sizes: 4, 6, 8, 10 & 12

EASY HAIR RIG

The Mono Easy Rig gives you a choice of bait attachment. For banding soft or hard pellets place the pellet into the loop then slide the rubber stop down to trap your bait. Use with a baiting needle for conventional hair rigging, with predrilled pellets the rubber

- stop can be used to hold the bait firmly on the hair to prevent the stop being knocked out.
- Innovative adjustable bait attachment
 - Line strength matched to hook size
 - Extra strong Korum hooks
 - Ideal for pellets, boilies and corn

Barbless Hooks Sizes:

4, 6, 8, 10, 12 & 14

Barbed Hooks Sizes:

4, 6, 8, 10, 12 & 14



QUICKSTOPS

QUICKSTOPS

The innovative Korum Quickstops are a major breakthrough in bait stop design. Permanently attached to the hair, Quickstops cut baiting time down and make attaching small baits like meat, corn and mini boilies super fast. The best, most convenient bait stops ever invented.

XL QUICKSTOPS

Designed for use with larger and harder baits, the new XL Quickstops are perfect for boilies, large pellets and meat baits. Made from a super-strong material that can be pushed through harder baits than the original Quickstops.

XL COLOURED QUICKSTOPS

Available in pellet brown, and boilie red and yellow, these XL Quickstops have been designed to offer the correct colour to complement your chosen bait, making them blend in and be less visible.

QUICKSTOP NEEDLE

The Korum Quickstop Needle is designed to be used with Quickstops. You insert the needle directly into the Quickstop and then push it through the bait before removing to leave the Quickstop in place.



With hard baits push the Quickstop Needle through the bait first to make a hole or use a bait drill

“Quickstops have revolutionised my fishing. You can attach any bait with ease and speed, which is perfect when day session fishing,”
Chris Ponsford.

QUICKSTOPS ON HAIR RIGS

Identical to the hugely successful Korum Hair Rig, but with a Quickstop fitted. Brilliant for drilled pellets, sweetcorn and meat fishing.



HOW TO USE QUICKSTOPS

Bait up quickly and easily by following these simple steps.



1. Insert the Quickstop needle into the Quickstop on your hair rig.



2. Gently push the Quickstop needle (with the Quickstop on it) through the bait.



3. Once through the bait gently ease the Quickstop off the needle.



4. The finished presentation is absolutely spot on.

ACCESSORIES AND LINE

KORUM



LEAD CLIP KIT

A bolt rig is where, on picking the hookbait up, the full weight of the lead is felt by the fish causing it to bolt off giving very positive bite indication. A lead clip provides the safest most efficient type of rig for bolt rigging. As the swivel is held in place by the pin, if the lead is snagged or caught in heavy weed it will eject to prevent the lead being attached to a broken rig. For variable tension on discharge alter the position of the sleeve on the ribbed lead clip. Available in two sizes.



RIG SLEEVE


Long tapered sleeve makes for neat streamlined presentations and provides a boom effect that dramatically reduces hooklength tangles. Perfect for use with quickchange swivels, they can be trimmed to length if required. Also used in simple tangle-free feeder rigs.



ANTI-EJECT RIG SLEEVES

All the benefits and more of shrink tube but without the hassle. Tie rigs in seconds without needing boiling water, Safer and quicker. It's 'Fishing Made Easy'. Use instead of shrink tube to produce rigs with increased hooking efficiency. Simply cut the tubing to your required length, thread on to your hookline and slide over the hook eye and knot. The tubes flexibility ensures that on the take the direct pull is to the hook eye, which will lead to more fish hooked and better hookholds.

"In my opinion, Korum Paste Cages really do make paste fishing very easy"
Duncan Charman



PASTE CAGES

Paste fishing made easy:

Simply begin by tying the Paste Cage to the end of a standard hair rig. Then push the Cage into your chosen paste until the inner is filled. Mould the paste around the outer cage to create your hookbait. Paste cages really are the ideal solution to making paste fishing easier. Available in two sizes, large and small.

QUICK CHANGE BEADS

Quick Change Beads enable you to change your hooklength instantly and also act as a shock bead when fishing a running feeder. Simple to use and totally reliable (they've been thoroughly tested in extreme conditions and will never let you down), they are perfect for stillwater and river styles of feeder and bomb fishing. Sizes standard and large.




BOILIE STOP

Simple easy-to-use stop in a range of different colours to match most baits. Just cut to length and insert into hair loop.

INVISI STOP

The clever design of this stop means that when it is in place no stop can be seen. Designed to fool the wariest of fish. Insert in hair loop then pull into the bait.



PELLET STOP

Originally designed for use with drilled pellets. The flat moulded ends on the feet allow easy insertion into hair loops. Also excellent for use with soft pellets and boilies. Available in three different lengths allowing you to easily alter your hair length.



LINK SWIVELS

Perfect for quickly changing feeders or bombs, Korum Link Swivels are small, neat, easy to use and totally reliable.



BUFFER BEADS

Supplied in three sizes to match your rigs.



RUNNING CLIP

For quick release running rigs without breaking down your rod, simply thread the running clip and sleeve on the line above your buffer bead, pull back the sleeve and attach your lead. When you have finished fishing remove the lead to allow to have made-up rods without the lead damaging them in transit.



FEEDABEADS

The free-running, low friction Korum Feedabead keeps resistance down to a minimum and has a quick change clip for fast changing of feeders and bombs.



SWIVELS

High breaking strain swivel, free rotating under load with a low glare finish for rig concealment. Available in three sizes.



QUICKCHANGE SWIVEL

Streamlined all-in-one swivel allows 'rapid rig' change and is perfect for stick rig presentations.




FLOAT ADAPTERS

Can be easily moved or removed for storage. Perfect for controller floats, bagging wagglers and floating method feeders.




QUICKCHANGE CLIP

2 sizes of clip to match the lead clips. Enables rapid rig changing when using looped or swivel rigs supplied with silicone sleeving for extra protection. Perfect for stick rigs. Also used for spinning traces and very simple tangle-free feeder rigs.



RUBBER BRAID STOPS

High-grade rubber stops made from extra grippy rubber so they go on easily but stay put.



NEW 2010

READY HELI-KITS – STANDARD SWIVEL


These ready-to-go rig kits have been designed to create the perfect Helicopter rig. They're ideal for feeder fishing and legering.



NEW 2010

READY HELI-KITS – QUICK-CHANGE SWIVEL

These Heli-Kits come with a quick-change swivel that's perfect for anglers who like to change their rigs regularly throughout a session.



NEW 2010

READY HELI-KITS – SNAP-LINK SWIVEL

These particular kits come complete with a snap link swivel, making it ideal for anglers using pellet wagglers and other floats.

FLOATS, TOOLS AND TERMINAL TACKLE TOOLS



KLEAR CONTROLLER

The new Korum Klear Controllers are a subtle non-flash translucent green colour to prevent spooking fish. Designed for surface fishing, these loaded controllers have in-built flights for accurate casting and changeable sight tips to suit different conditions. The line is attached to the top of the controller to prevent line sinking and provide a quicker strike. Available in two sizes: 10g and 20g.

SUPA SOFT IMITATION CORN

A buoyant imitation bait that can be used in a number of ways to fool fish that are difficult to catch. Ideal for feeder or float, Supa Soft Corn is very soft so it can be hooked conventionally or mounted onto a hair.



KORUM MARKER FLOATS

Korum Marker Floats have a compact design that allows them to be used with lighter leads than traditional (larger) floats, reducing disturbance. Specialist rods and reels are also not required. Minimum recommended tackle consists of 10lb main line and a 1 3/4 lb test curve rod.



CONTROLLERS

Korum Controllers are specially designed for surface fishing. The dumpy shape prevents the controller from diving under the surface on the cast and the high visibility tips are easy to see. The Top Attachment is perfect for calm conditions and can be fished free-running. Available in: 4g, 6g, 8g and 10g.

BLOBS

High Visibility floats designed for shallow fishing. Excellent for weedy swims, they are easy to attach onto your line using the pre-threaded wire loop. Six per pack. Available in two sizes: Medium and small.

USING CONTROLLERS


Follow these steps to make a simple, tangle-free controller set-up.




Slide a stop up onto your mainline



Follow this with your Controller



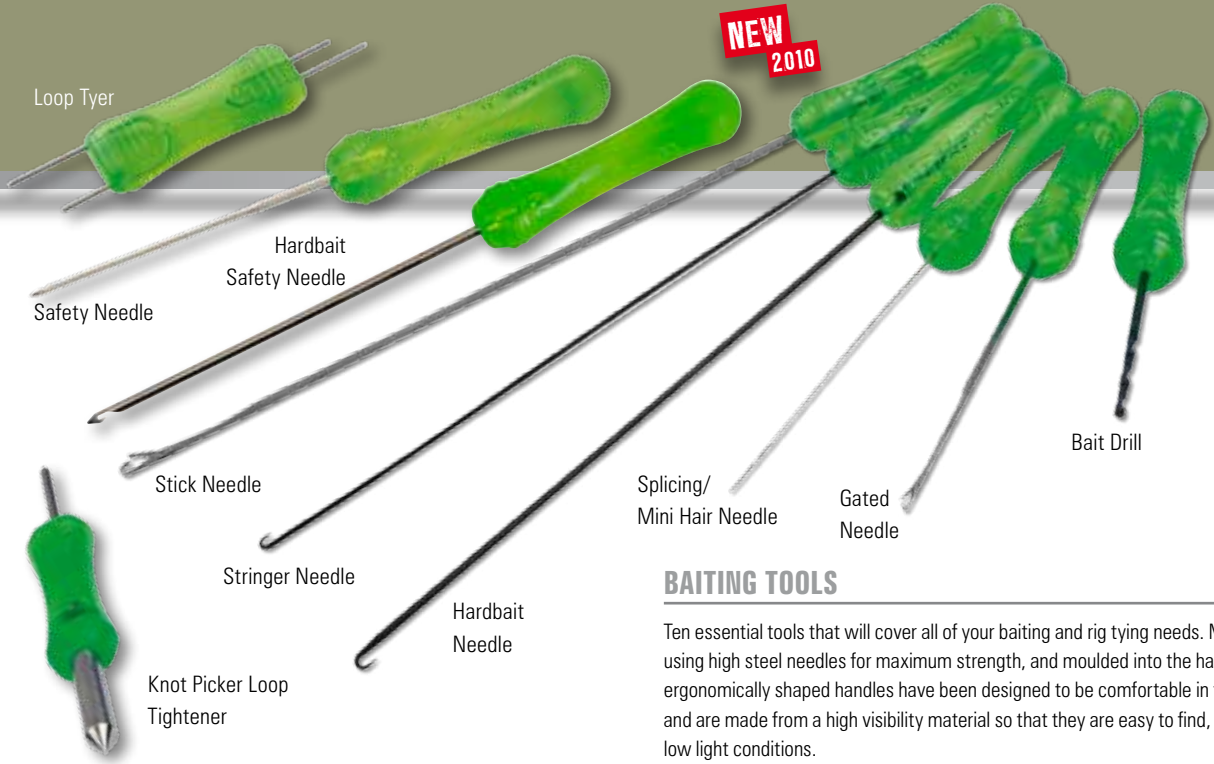
Now slide on Buffer Bead



Using a grinner knot, tie on a swivel, pull the Buffer Bead over the swivel and semi-lock the Controller in place with the stop



Tie on your chosen hook length, incorporating a Rig Sleeve and you are ready-to-go



NEW 2010

BAITING TOOLS

Ten essential tools that will cover all of your baiting and rig tying needs. Made using high steel needles for maximum strength, and moulded into the handles. The ergonomically shaped handles have been designed to be comfortable in the hand, and are made from a high visibility material so that they are easy to find, even in low light conditions.

NEW 2010



DRILL AND NEEDLE KIT

Offers superior performance and longevity compared to standard tools.

- Stainless steel machined drill
- Up to five times stronger than a conventional bait drill
- Super-sharp – cuts through hard baits with ease and keeps its edge longer.
- Barbed Safety Needle with recessed barbed so as not to split baits or damage braided hairs.

BAITING NEEDLE

Designed for soft baits like meat, corn, paste and pellets. The ultra thin needle reduces bait damage and is perfect for using with Korum Bait Stops.



See page 5 for details of the new Korum ITM Tool Kit

BRAID SCISSORS

These razor sharp Korum Braid Scissors have been designed for cutting braid and mono line cleanly. They feature an easy grip soft touch handle and a serrated steel blade that slices through braid.

LINE SNIPS

Ideal for cutting mono line close to knots. Leaves a neat end on thicker mono without flattening.



BAIT STOPS

Totally different to conventional bait stops, the Korum version, when used in conjunction with the Korum Baiting Needle, makes baiting the hair loop simple, quick, easy and secure. The clear colour means that they are almost invisible once in place.

PELLET BANDER

The quickest, simplest way to band hard pellets perfectly every time. The Pellet Bander comes in three sizes (6mm, 7mm, 8.5mm) and holds empty bait bands ready for instant use.

NEW 2010

BAIT BANDS

Korum Pellet Bands are the ideal solution for hard pellets. Two sizes are available, both produced from neutral coloured pure latex that stretches easily to fit all pellets from 4mm to 20mm. Use with the Korum Pellet Bander for perfect results.



BAIT PUNCHES

The Korum Bait Punch is designed to punch out hookbait sized pellets from both luncheon meat and paste. Quick and simple to use. There are four sizes in each pack to suit all hook sizes.

“There’s a Korum tool for every conceivable eventuality. The new Drill and Needle kit is arguably the finest available,” - Chris Ponsford

JULIAN CHIDGEY

THE POWER OF PVA



NAME: Julian Chidgey

BACKGROUND: Julian is currently one of Britain's most successful big fish anglers. He's the 2010 Drennan Specimen Cup winner, and has a seriously impressive string of very big fish of all species to his name. Jules is also regarded as one of the best predator anglers in the UK today.

TOP TIP: Julian puts a lot of importance in watercraft, taking time to search around a venue to find the species of fish he's looking for. He recommends looking for areas that provide cover for fish, or weedbeds that may be full of natural food. Putting your rods out in the right place makes a huge difference!

Julian Chidgey looks at how you can enjoy a mixed bag of coarse fish using one of modern angling's most prolific methods



No other product has aided bait presentation to the extent that PVA has. Whether aiming to present a small parcel of bait in a weedy swim for carp; a stringer of pellets in a pacy river swim for barbel, or a stick of groundbait for tench and bream, PVA is the versatile answer to many difficult baiting situations.

Just a quick look in your local tackle shop will confirm its popularity, with dozens of products available. As a massive PVA fan myself, I have spent a lot of time trying various bags, mesh, string and thread, and I believe that in the two sizes of mesh tube offered by Korum, I have finally found a 'do it all' PVA product.

So why are these products so good? Unlike much of the PVA on the market, the Korum mesh is made from a unique anti-ladder material that can take abuse from rough hands without falling to pieces before it even gets near the water! The high quality PVA works in all water

temperatures, whilst its fine mesh construction allows the use of even the smallest crushed baits or fine ground bait mixes. What's more, the central tube on which the PVA is mounted is splayed at the top, to allow bait to be easily funneled in. The tube also comes in a small carry case which protects the PVA from moisture, and can also hold the supplied baiting needle, and compressor stick.

PVA for all

Many anglers view PVA as a specialist item – the preserve of long stay carpers tucked away in a bivvy, as opposed to the everyday angler. But nothing could be further from the truth. With a little thought, I'm sure this product could improve your day-to-day fishing.

My personal favourite PVA setup revolves around the use of a very traditional bait – the humble maggot, which is often overlooked in modern angling. With many anglers preferring

pellets, meat and boilies, these grubs often produce a reaction when all else fails. Their lively action stimulates fish into feeding activity in a way that static baits don't, and every species from the smallest roach to the largest carp will fall foul of their charms. It means you will never have to wait long for your next bite, which is exactly how I like my fishing!

To make the most of the universal appeal of the maggot, I use a very simple running ledger setup incorporating a Korum running clip mounted on 6lb main line. I normally begin my session with a 1oz flat lead, stepping up or down to suit prevailing conditions on the day. The running clip is stopped by a Buffer Bead, below which sits a 12 inch hooklength of 10lb braid attached to the main line using a swivel covered by a Korum anti-tangle sleeve. On the end of this sits a size 14 S4 hook onto which I mount a couple of maggots. If a barbless hook

rule is in place at the venue that I'm fishing, I will always tip the hookbait with one of the ultra-realistic, soft plastic maggots to stop the lively critters wriggling off the hook!

I match this setup to my favourite rod, the Korum Multi-Feeder, and a Korum KXi50 free spin reel. I find this set up gives a great balance which still provides good sport from our smaller species, yet gives me enough power to tame a hard fighting carp or tench should I be lucky enough for one to come along!

Coming from a specialist angling background, I often use two different outfits to cover different parts of the swim, but this rig is also the perfect setup for use as a 'sleeper' outfit resting on a Korum KBI bite alarm, whilst you fish the float or pole.

Accuracy pays

Having found an area that I wish to fish, I tie a simple ►►►

The Power of PVA

JULIAN CHIDGEY

KORUM

THE POWER OF PVA



“The accuracy of this method is unbeatable, with each cast presenting a small area of attraction which surrounds your baited hook”

marker on my main line with some Preston number 4 pole elastic to ensure that I cast to the same spot each time. The advantage of using this method as opposed to clipping the main line on the spool is that I'm in total control if a bigger, more powerful fish is hooked.

I always begin my session by making several casts with large bags of maggots around the size of a tangerine, to ensure that I have an irresistible bed of maggots in my swim. I then aim to recast every 10 minutes throughout the session, using bags around the size of a table tennis ball nicked straight onto the hook to keep my swim topped up. The accuracy of this method is unbeatable, with each cast presenting a small area of attraction which surrounds your baited hook, concentrating feeding activity right where you want it!

Presenting the loose fed maggots in PVA mesh also has several other great advantages over other baiting methods. For starters, it avoids having to try to

accurately catapult the bait. The PVA also doesn't break down until the bait is on the lakebed, which means that small fish aren't eating your feed on the drop, as they often do with maggots that have been catapulted into the swim. The quick breakdown time of the Korum PVA also means your rig is fishing to maximum efficiency within seconds of settling on the bottom, which often results in lots of instant bites, meaning more fish in the net through your session!

Over the last couple of years this deadly combination of Korum PVA mesh and maggots has produced some amazing catches for me, with many great mixed bags from a variety of commercial and natural waters – as well as some great specimens including big perch, double figure tench and carp in excess of 40lb! For me, that's the biggest selling point of this highly productive method... you simply don't know what the next bite will produce!



How to tie a mesh PVA bag



1. Korum PVA stocking system allows bags to be tied using a variety of baits – in this instance maggots.



2. Fill the funnel with the required amount of bait.



3. Using the plunger compact the bait so you can form a nice tight bag.



4. tie off the bag using a simple overhand knot.



5. Tie a second knot (this forms the end of the next bag) and cut the PVA between the knots.



6. As shown in the above photo this process can be used to make PVA bags with many different baits

CLOTHING



ALL WEATHER SUIT

The new All Weather Suit has a warm removable quilted lining for all year round use (this can be worn individually). Waterproof (hydrostatic head 10m) and breathable, it has stormflap closure on all pockets. Made from 'soft touch' Nylon Taslon it has reinforced padding on all heavy wear areas making it comfortable to wear and very practical.

- 10,000mm waterproofing
- Fully breathable
- Removable quilted lining that can be used separately
- Detachable volume-adjustable hood
- All heavy wear areas have been reinforced for extra strength
- Stormflap closure on all pockets
- Twin chest pockets and hand pockets
- Velcro adjustable cuffs
- Zipped gussets on trousers for easy boot removal



Detachable hood on all suits



Velcro adjustable cuffs



Quick lock adjustable straps



Wide opening zipped leg

THERMAL SUIT

Loaded with quality and features, the Korum Thermal Suit is padded and reinforced where it needs to be and has its pockets in all the right places. It is totally waterproof (hydrostatic head 10m) and is made from 'soft touch' Nylon Taslon. Both the Jacket and Bib & Brace have a thermal padded lining.

- 10,000mm waterproofing
- Made from Nylon Taslon with an innovative 'soft touch' finish
- Thermal lining for maximum warmth
- Detachable volume-adjustable hood
- Comfortable velcro-adjustable cuffs
- Reinforced knees and, shoulders and arms

"It's clear that all of Korum's suits have been designed with maximum practicality in mind."
Duncan Charman



2-PIECE UNDERSUIT

Designed to be worn next to the skin as a base layer. The advanced fibre wicks away moisture keeping you comfortable and dry.



KORUM BOOTS

Waterproof, twin-layered boots that are easy to walk in and very warm. The liners can be removed for washing and Neoprene calf and top provides comfort and reduces heat loss.

Korum clothing has gained an enviable reputation for hard-wearing quality and supreme performance. Korum clothing is designed to be perfect for the mobile angler, even through the worst of the British climate.



NECK WARMER

Windproof neck warmer. Perfect for wearing under loose outer garments.



BEANIE HAT

Fitted beanie hat that can be pulled down for warmth.



BASEBALL CAP

Adjustable peaked cotton cap with Korum logo.



HOODED FLEECE

Warm hooded half-zipped fleece with a front zipped pouch pocket and zipped hand warmer pockets. Toggle adjustable neck and elasticated cuffs.



LEISURE FLEECE

An exceedingly warm full-zip fleece that looks just as good off the bank as it does on it.

- Heavyweight, machine washable, 280g anti-pill fleece
- Chunky full length zip
- High collar
- Easy slide nylon lined sleeves with elasticated cuff
- Hand warmer pockets



WINDPROOF FLEECE JACKET

Totally windproof jacket with hood that can be worn as an outer garment or as part of a layer system. Full length zip and toggle neck adjustment.



KORUM HOODIE

This fashionable hooded sweatshirt is an ideal bit of bankside clobber. It features the stylish Korum logo on the shoulder, and also has a built in front pocket.



KORUM T-SHIRT

The Korum T-shirt features the same stylish embroidered Korum logo as the Hoodie and is ideal on those warmer fishing days.



POLARISED GLASSES

Essential kit for every angler, polarised glasses are essential for efficient fish spotting and help reduce eye-strain in bright conditions.

- Available with brown or grey lenses
- Polycarbonate frames
- Fashionable design
- Metal hinges
- Supplied in hard-case with lanyard and cleaning cloth
- CE certified